













# Household Insect Identification Card

OHIO STATE UNIVERSITY EXTENSION

<u>Bed Bug (<i>Cimex lectularius</i>)</u>	<u>Miscellaneous Insects/Arthropods</u>		
 <p>female      note short hairs on pronotum      male</p>	 <p>carpet beetle adult</p>	 <p>carpet beetle larva</p>	 <p>carpet beetle shed skins</p>
 <p>immatures      fecal spotting      shed skins</p>	 <p>German cockroach</p>	 <p>brown marmorated stink bug</p>	 <p>tick</p>
<h3><u>Bat Bug (<i>Cimex adjunctus</i>)</u></h3>  <p>female      note long hairs on pronotum      male</p>	 <p>multicolored Asian lady beetle</p>	 <p>stored product beetles</p>	 <p>spider beetle      flea</p>

Scale bar to lower right of each insect indicates actual size.

CFAES-1001-15  
S.C. Jones, D.J. DeGirolamo, J.L. Bryant

Supported in part by National Institute of Food and Agriculture, Hatch project 211891, and state and federal funds appropriated to the Ohio Agricultural Research and Development Center, The Ohio State University.

# Tips for Bed Bug Prevention and Control

<p><b><u>Correctly Identify the Insect:</u></b></p> <ul style="list-style-type: none"><li>• See <i>photos on reverse</i></li><li>• Contact Ohio State University's Pest Diagnostic Clinic (<a href="http://ppdc.osu.edu">http://ppdc.osu.edu</a>)</li></ul>	<p><b><u>Travelers' Tips:</u></b></p> <ul style="list-style-type: none"><li>• <b>When preparing to leave:</b><ul style="list-style-type: none"><li>* Travel very light</li><li>* Put all items into tightly sealed plastic bags inside suitcase</li><li>* Be sure to take extra plastic bags so you can isolate clean, dirty, and newly purchased clothing</li></ul></li><li>• <b>During your trip:</b><ul style="list-style-type: none"><li>* Carefully inspect your room for signs of bed bugs</li><li>* Change rooms if you find any signs of bed bugs</li><li>* Never store luggage on the floor or bed</li><li>* Keep your clothes in your suitcases, not in provided chest-of-drawers</li></ul></li><li>• <b>When arriving home:</b><ul style="list-style-type: none"><li>* Do NOT take luggage inside bedrooms or living rooms</li><li>* If possible, launder all clothing in your luggage</li><li>* Store empty luggage inside sealed plastic bags</li></ul></li></ul>
<p><b><u>Bed Bug Habits:</u></b></p> <ul style="list-style-type: none"><li>• Prefer to feed at night on human blood</li><li>• Hide during the day</li><li>• Hide in cracks, crevices and dark places</li><li>• Cannot fly, but walk very fast</li><li>• Can survive several months without feeding if a host is absent</li></ul>	<p><b><u>Control:</u></b></p> <ul style="list-style-type: none"><li>• Act immediately</li><li>• Eliminate clutter</li><li>• Caulk or seal cracks and crevices</li><li>• Launder bedding, clothes, etc.<ul style="list-style-type: none"><li>* Wash in hot water (120°F [49°C] minimum)</li><li>* Drier set on medium to hot setting (30 minutes minimum)</li><li>* Confine clean items inside sealed plastic bags</li></ul></li><li>• Do not use "bug bombs"</li><li>• Do-it-yourself bed bug control is very difficult</li><li>• Consider hiring an exterminator<ul style="list-style-type: none"><li>* Make sure the exterminator is licensed</li><li>* Get at least 3 estimates before choosing an exterminator</li><li>* Bed bug control takes considerable time and effort</li></ul></li></ul>
<p><b><u>Inspecting for Bed Bugs:</u></b></p> <ul style="list-style-type: none"><li>• Use a bright flashlight</li><li>• Look for the bugs and their dark spotting and shed skins (<i>see photos on reverse</i>)</li><li>• Carefully inspect bedrooms and main living areas where people rest or sleep, focusing on:<ul style="list-style-type: none"><li>* Mattress seams, box springs, and bed frame</li><li>* Behind hanging pictures, baseboards, moldings, and loosened wallpaper</li><li>* Inside electronics (e.g., smoke detectors, thermostats, electrical outlets, etc.)</li><li>* Top, sides, underside, and interior of furniture</li><li>* Carpet tack strip (underneath carpet edges)</li></ul></li></ul>	